



Christian Church in Ohio

Financial Update to the Executive Committee

Prepared by Gladys Davis, Treasurer

As of June 30, 2022

Regional Ministry

| | Actual 2018 | Actual 2019 | Actual 2020 | Actual 2021 | Budget 2022 | YTD 2022 | Estimate 2022 |
|-------------------|-----------------|-----------------|-----------------|-----------------|-----------------|-----------------|------------------|
| DMF Distribution | \$205,282 | \$191,665 | \$139,614 | \$111,008 | \$100,000 | \$51,320 | \$104,072 |
| Other Giving | 184,311 | 123,953 | 151,071 | 175,017 | 163,035 | 79,356 | 180,029 |
| PPP Grant | | | 13,342 | 0 | NA | NA | NA |
| Expenses | <u>-254,280</u> | <u>-205,570</u> | <u>-259,042</u> | <u>-226,716</u> | <u>-230,645</u> | <u>-110,482</u> | <u>-225,995</u> |
| Surplus/<Deficit> | \$135,314 | \$109,897 | \$44,986 | 66,309 | 32,390 | 20,194 | 58,105 |

Treasurer's Notes

- DMF Distribution has been decreasing because the share of DMF that comes back to Ohio has decreased back down to its normal 40% as of 2021, and DMF giving overall is down as well.
- Expenses are lower in 2021 and 2022 because in 2021 we began allocating part of some salaries to Camp to reflect the portion of staff time devoted to Camp administration. None of the Regional Minister's salary is allocated to camp.

Camp

| | Actual 2018 | Actual 2019 | Actual 2020 | Actual 2021 | Budget 2022 | YTD 2022 | Estimate 2022 |
|---------------------|-----------------|-----------------|-----------------|-----------------|-----------------|-------------------------|-------------------------|
| Registration Fees | \$208,942 | \$273,038 | \$9,124 | \$115,643 | \$269,780 | \$8,509 | \$144,355 |
| Gifts & Offerings | 179,880 | 116,564 | 189,143 | 147,186 | 110,000 | 57,074 | 138,812 |
| PPP Grant (1/3) | | | 41,248 | 0 | NA | NA | |
| Cash Expenses | <u>-320,015</u> | <u>-270,640</u> | <u>-140,350</u> | <u>-247,554</u> | <u>-332,742</u> | <u>-152,613</u> | <u>-314,201</u> |
| Op Cash Flow | 64,190 | 118,944 | 99,164 | 15,274 | 47,038 | <\$38,004> | <\$31,033> |
| Depreciation | <u>-85,720</u> | <u>-86,969</u> | <u>-92,934</u> | <u>-91,542</u> | <u>-95,000</u> | <u>-47,504</u> | <u>-95,011</u> |
| Surplus/<Deficit> | <\$21,530> | \$31,975 | \$6,230 | <\$76,268> | <\$47,962> | <\$87,030> | <\$126,044> |

Treasurer's Notes

- Budget for 2022 is based on **580** campers (incl grandparents camp), 30 CIT's and 10 summer staff.
- Estimate for 2022 is based on 323 campers, 13 CIT and 8 summer staff
- Expenses for 2021 and 2022 are higher due to the allocation of part of some staff compensation to Camp to reflect the amount of time they spend on Camp.

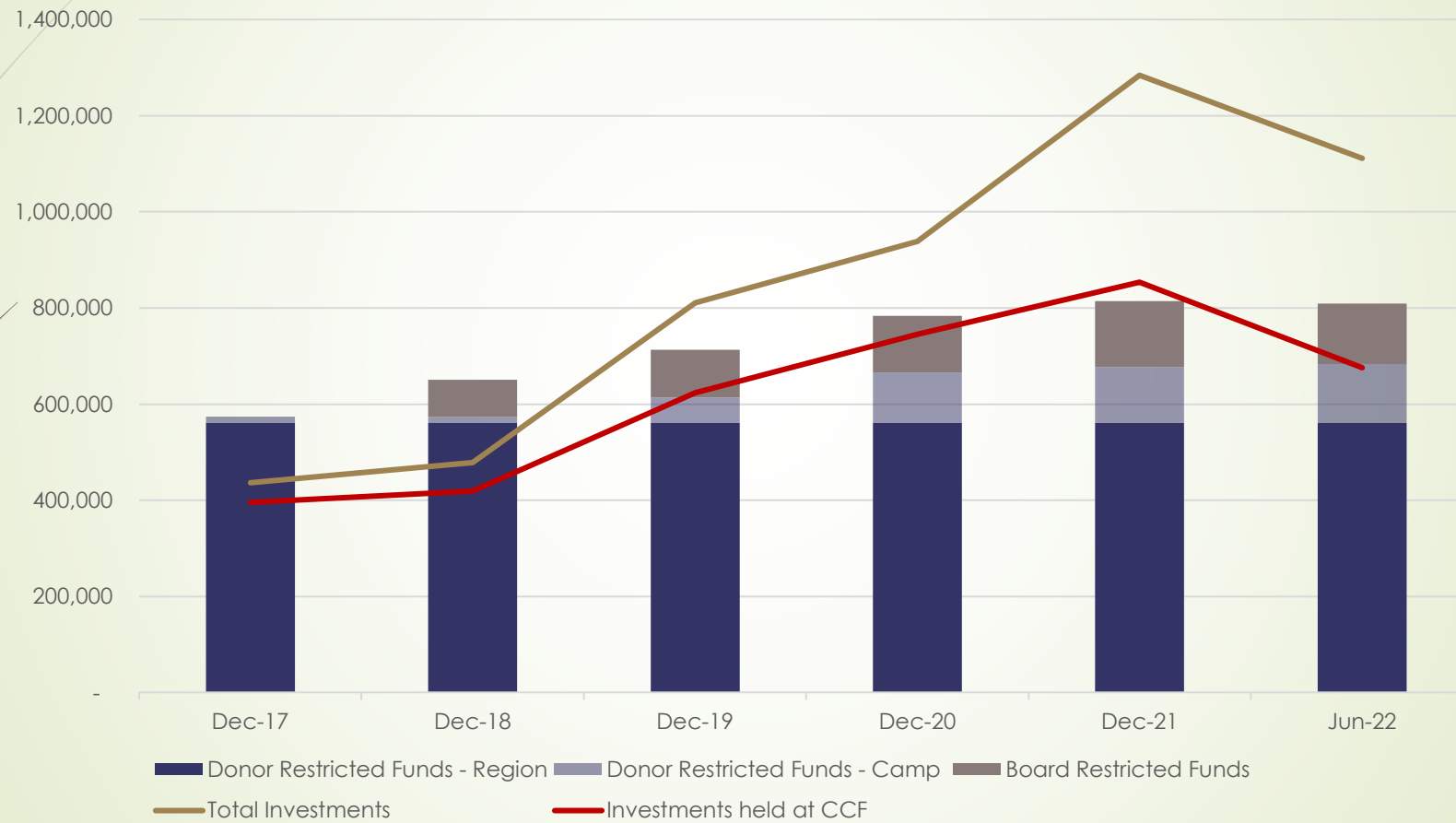
Operating Fund Cash & Investments

| Region <u>Operating Fund</u>* Balance (Summary Financials pg 3) | As of 6/30/2022 |
|--|------------------------|
| Cash | \$ 53,699 |
| Church Extension | 85,689 |
| Christian Church Foundation | <u>13,895</u> |
| Region Operating Fund Cash & Investments | \$ 153,283 |
| Less: Recommended Operating Reserve (9 mo cash expense) | <u>- 173,000</u> |
| Excess Cash & Investments | <\$19,717> |
| Camp Christian <u>Operating Fund</u>* (Summary Financials pg 7) | As of 6/30/2022 |
| Cash | 32,940 |
| Church Extension | 169,300 |
| Christian Church Foundation | <u>-----</u> |
| Camp Christian Operating Fund Cash & Investments | \$ 202,240 |
| Less: Recommended Operating Reserve (9 mo cash expense) | <u>- 249,500</u> |
| Excess Cash & Investments | <\$ 47,260> |

*Note: These balance exclude the ministry “checkbooks” such as New Church, CYF, etc.

Restricted Funds

Restricted Fund Balances



Stock Market 2022



Donor Restricted and Board Designated Funds

| | Dec 2017 | Dec 2018 | Dec 2019 | Dec 2020 | Dec 2021 | Jun 2022 |
|--|----------------|----------------|----------------|----------------|------------------|------------------|
| Donor Restricted: | | | | | | |
| Regional Endowment (Reg) | 560,794 | 560,794 | 560,794 | 560,794 | 560,794 | 560,794 |
| Free Store (Camp) | | | 2,281 | 2,292 | 4,426 | 4,257 |
| Camp Endowment (Camp) | | - | 38,436 | 91,215 | 106,219 | 112,094 |
| Deep Pool (Camp) | 12,839 | 12,461 | 4,721 | 721 | 771 | 771 |
| Accessibility Improv (Camp) | | - | 10,000 | 13,069 | 4,965 | 4,965 |
| Board Designated Funds: | | | | | | |
| Evelyn Jackson Fund (Reg) | | | | 50,000 | 50,000 | 50,000 |
| Amy Saviers Fund (Camp) | | 50,000 | 60,850 | 67,853 | 78,028 | 62,797 |
| Capital Reserves (Camp) | | 27,121 | 38,417 | (552) | 9,508 | 13,350 |
| Total Restricted Funds | 573,633 | 650,376 | 715,499 | 785,392 | 814,711 | 809,028 |
| Total Investments at CCF & CE | 436,719 | 478,213 | 810,505 | 938,130 | 1,284,411 | 1,110,777 |
| Total Investments at CCF | 395,357 | 418,981 | 623,116 | 745,722 | 853,774 | 675,313 |

The Joint Investment Trust of the Christian Church Foundation, Inc.

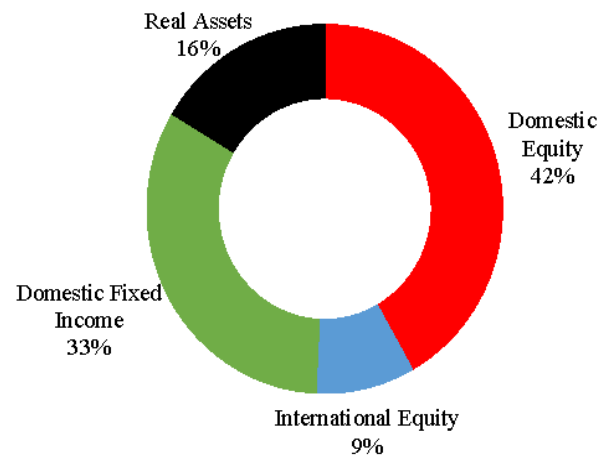
Investor Class Returns as of 6/30/22

Common Balanced Fund

Moderate asset allocation with an emphasis on capital appreciation and income.

Trailing Returns

| | |
|---------|----------|
| 1-Month | -6.453% |
| YTD | -14.904% |
| 1-Year | -10.893% |
| 3-Year | 4.515% |
| 5-Year | 5.099% |
| 10-Year | 5.790% |

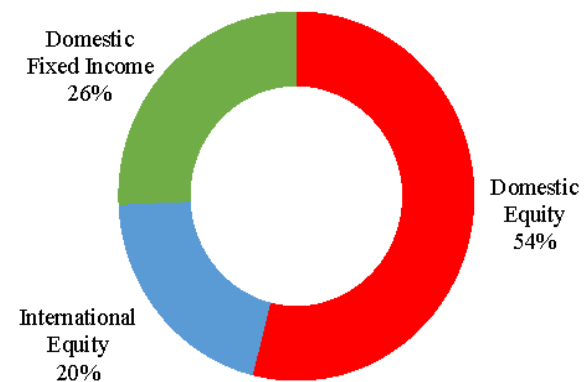


Beasley Growth Fund

Moderately aggressive asset allocation with an emphasis on capital appreciation.

Trailing Returns

| | |
|---------|----------|
| 1-Month | -6.815% |
| YTD | -19.522% |
| 1-Year | -15.792% |
| 3-Year | 3.425% |
| 5-Year | 4.391% |
| 10-Year | 6.712% |



Past performance is not indicative of future results. All returns are net of maximum costs.

Distributions from CCF for 2021

| | CCIO Operating Fund | Comission on Ministry | New Church Fund | Camp Christian Operating Fund | Pastoral Relief Fund | Seminary Scholarship Fund | Camp Capital Reserves | Adult Conference | | Disciples Home Missions | Disciples Global Ministries | Church of Christ in Ada | Cleveland Christian Home | Total Allocation | |
|---------------------------------|---------------------------|--------------------------|--------------------|--|-------------------------|---------------------------------|--------------------------|---------------------|----------|-------------------------------|-----------------------------------|-------------------------------|--------------------------------|---------------------|------------------|
| Region | | | | | | | | | | | | | | | |
| Net Assets without Donor | | | | | | | | | | | | | | | |
| Operating Fund | 6,579.00 | | | | | | | | | | | | | 6,579.00 | |
| Net Assets with Donor Re | | | | | | | | | | | | | | | |
| Collinwood | | 1,753.20 | 1,753.20 | 1,753.20 | 1,753.20 | | | | | 876.60 | 876.60 | | | 8,766.00 | |
| Phil Gould | | | | | | 206.00 | | | | | | | | 206.00 | |
| David Burnet | | | | | | 390.00 | | | | | | | | 390.00 | |
| AR Teachout | | | | | 649.33 | 649.33 | 649.33 | | | | | | | 1,948.00 | |
| JG Parks | | | | | | | | | | 75.38 | 75.38 | 50.25 | | 201.00 | |
| Oakley Hyde Park | | | | | | 233.00 | | | | | | | | 233.00 | |
| Hilltop Christian Church | | | | | 1,461.25 | 1,461.25 | 2,922.50 | | | | | | | 5,845.00 | |
| Pernie Martin | | | | | | 192.00 | | | | | | | | 192.00 | |
| Elmore Christian Church | | | | | | | 1,169.00 | | | | | | 1,169.00 | 2,338.00 | |
| Rev. Iola Kelly | 1,045.00 | | | | | | | | | | | | | 1,045.00 | |
| CoM Entertainment Fund | | 273.00 | | | | | | | | | | | | 273.00 | |
| Ramga | | | | | | | | 413.00 | | | | | | 413.00 | |
| | 7,624.00 | 2,026.20 | 1,753.20 | 1,753.20 | 3,863.78 | 3,131.58 | 4,740.83 | 413.00 | - | 951.98 | 951.98 | 50.25 | 1,169.00 | - | 28,429.00 |



Our REGION...

connects
congregations to each other

Fosters

faith development

Assists churches
in calling new
ministers

gathers Disciples in camps,
conferences, and assemblies

interprets
the global mission
of the church

Nurtures the development
of a new generation of pastors

represents
the church in ecumenical gatherings

Counsels

and prays with those
who are troubled of spirit

walks with those in conflict

Inspires leaders
to experiment and create

leads the church
to address racism

witnesses to the power of God to make things new

CHRISTIAN
CHURCH
IN OHIO

DISCIPLES OF CHRIST

A COVENANT NETWORK
OF CONGREGATIONS

WWW.CCINOI.ORG